


**Atoll**

 **EUREKA**



# There's an edge to it

With its angled lens and seamless design, Atoll redefines the minimalist elegance of ring luminaires. Direct light and optional uplight (batwing or Lambertian distribution) deliver flawless illumination, even when it's close to the ceiling on which it's mounted. Available in multiple sizes (from 24" to 120" diameter), mounting features, and acoustic options.



## Flexible silicone diffuser

Atoll features high quality construction, with a sleek aluminum extrusion. A flexible silicone diffuser snaps into the channel to eliminate any risk of light leaks along the lens' surface. The diffuser is UV stable: it will not shrink or turn yellow over time.



red*dot* winner 2024




Products shown: Atoll Surface 3850-60 / Atoll Suspended 4850-72 with RCA canopy





Products shown: Atoll, suspended, 24" and 48" in WHE and BLKE.



# Quality illumination from any angle

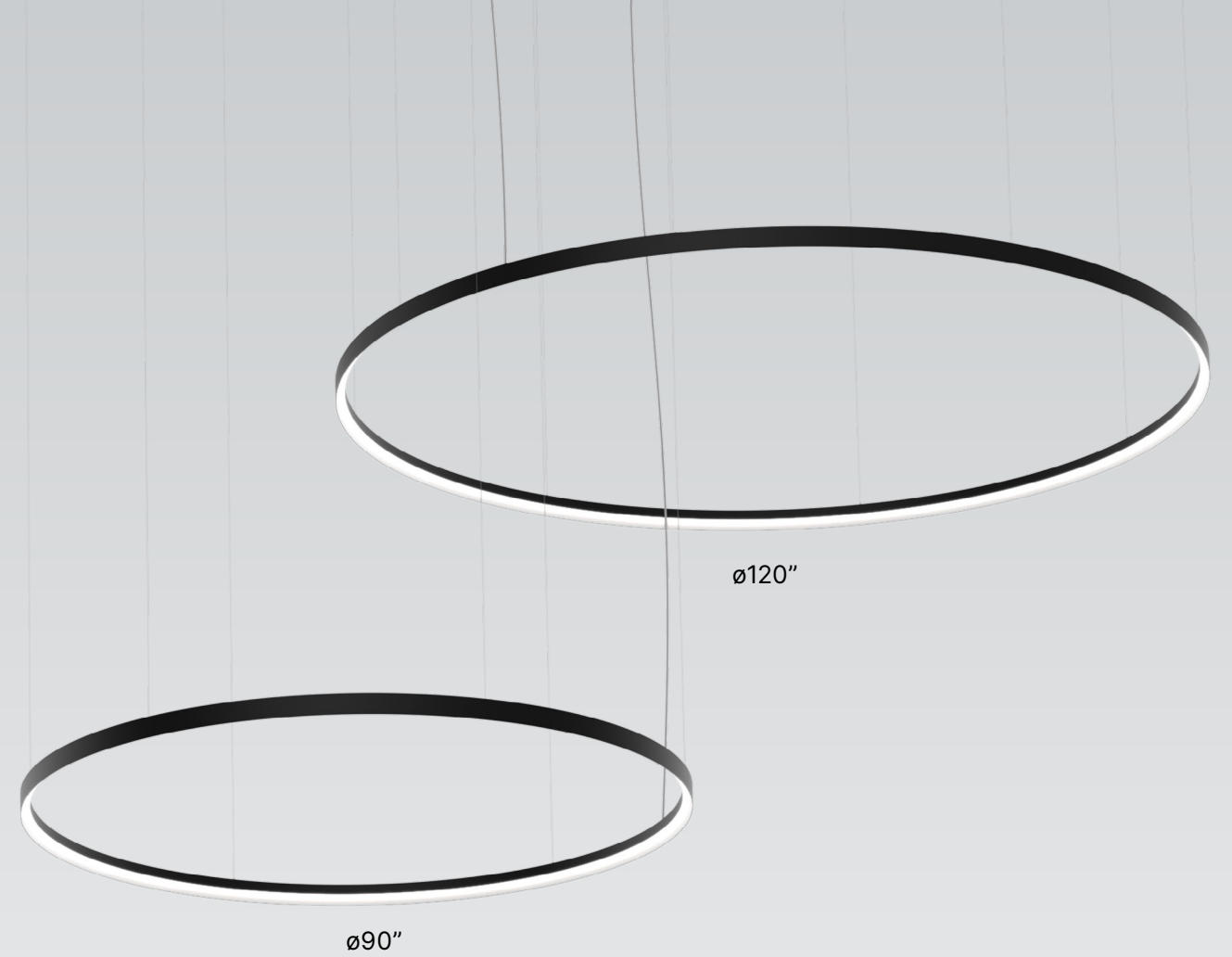
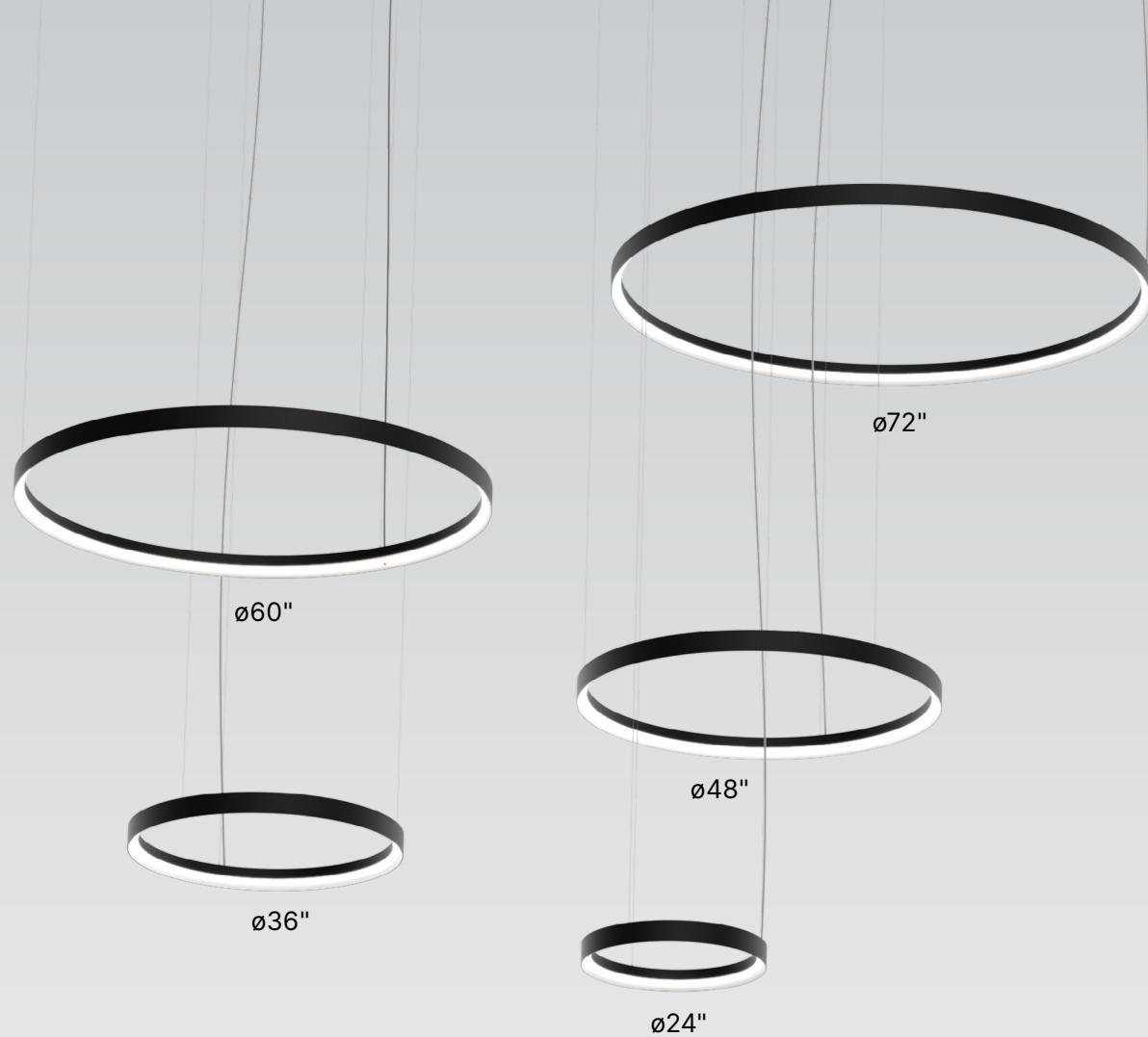
Atoll is not just about a quality ring – it's about quality illumination.

It is available in 2 output options and delivers up to 45,761 lumens depending on the size and options selected.

The pendant's direct light gives a 100% downward Lambertian illumination. Optional uplight, in Lambertian or batwing distribution, is available for additional illumination.

The Lambertian option uses the same silicon diffuser as the downlight and is recommended for angled installations or places where Atoll may be seen from above.

Atoll's batwing distribution provides outstanding ceiling illumination, with no dark spots, even when installed close to the surface. This option is recommended for low-ceiling spaces.



# Scalable aesthetic

Atoll is available in seven ring sizes from 24" to 120" diameter. Designers can carry a unified sleek aesthetic throughout a project, while matching the scale of each space within.

Atoll can be mounted on the ceiling at an angle, centered or off-center.

Atoll rings can be installed as close as 5" from the ceiling and as far as 72" below (conditions apply).

Larger sizes of Atoll are built in sections but the connection between each section is clean and light leak-free. And Atoll's flexible silicone diffuser means the final fixture consists of one single ring of illumination, regardless of the size.







Products shown: Atoll Suspended 4850-36, 4850-60, 4850-72 / Atoll Acoustic Suspended 4851-36, 4851-60, 4851-72 ABF BOF SGF





Choose Atoll with an acoustic panel for areas where noise is a concern or when a pop of color is needed. Mix and match sizes and choose from a palette of 30 colors.

#### Standard colors



Atoll can be suspended at an angle up to 30 degrees, adding a more playful feel to the contemporary look.

#### Premium colors



Products shown: Atoll Acoustic Suspended 4851-36, 4851-60, 4851-72 ABF BOF SGF






Products shown: Atoll, suspended, 24" and 48" in WHE and BLKE.





Products shown: Atoll Surface 3850-60



# Wall to wall to ceiling

With its narrow profile, Atoll is ideal for surface installations. Experiment with multiple sizes – with or without a colorful acoustic insert - to create a dynamic montage on a large wall.

Atoll can also be installed in lower ceiling areas with a ceiling surface mount.





[www.eurekalighting.com](http://www.eurekalighting.com)

